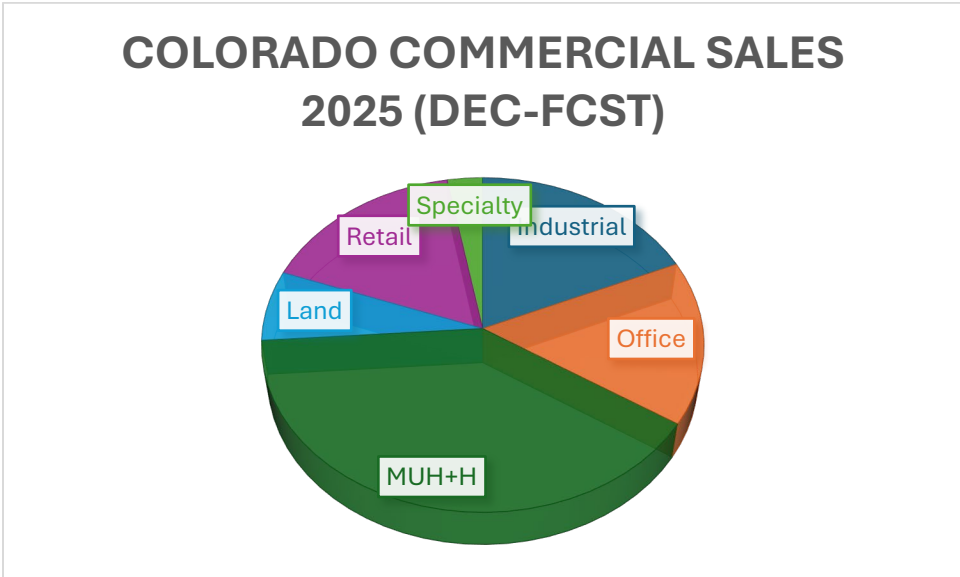
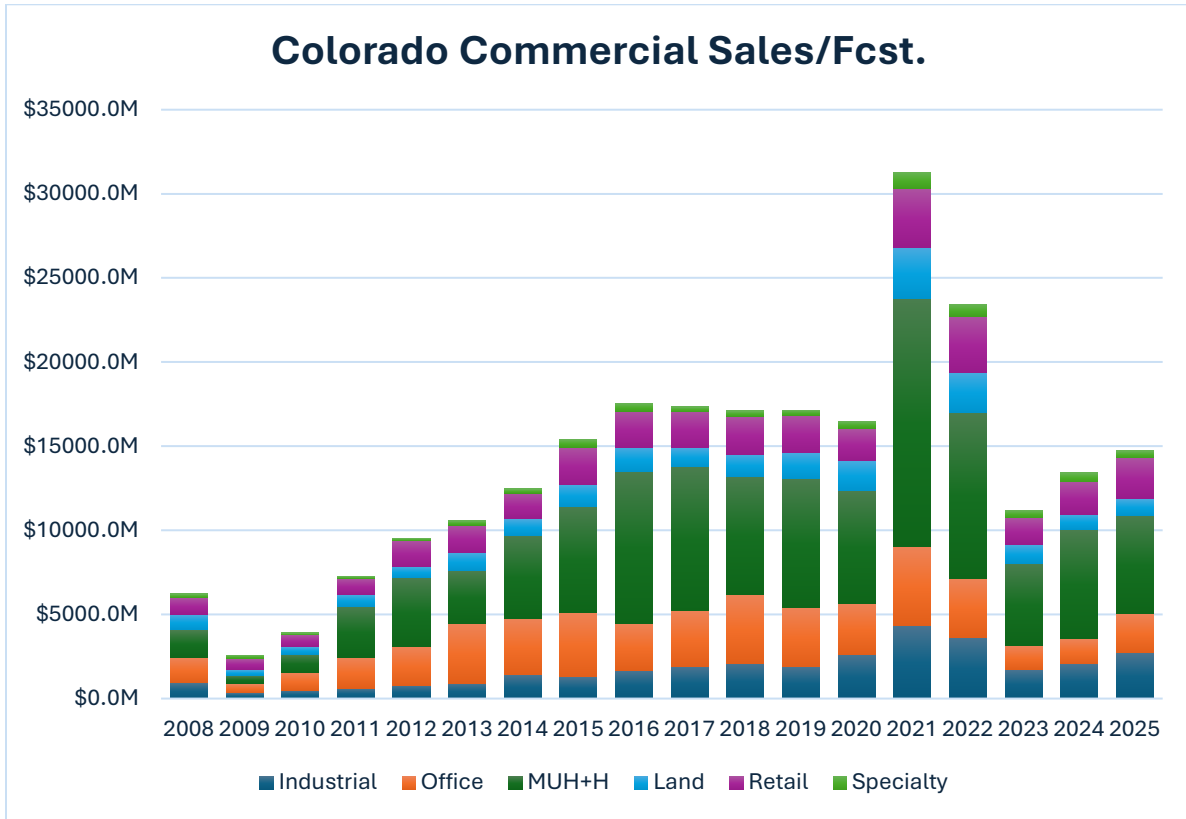


Data By Doug

A Colorado commercial real estate report...

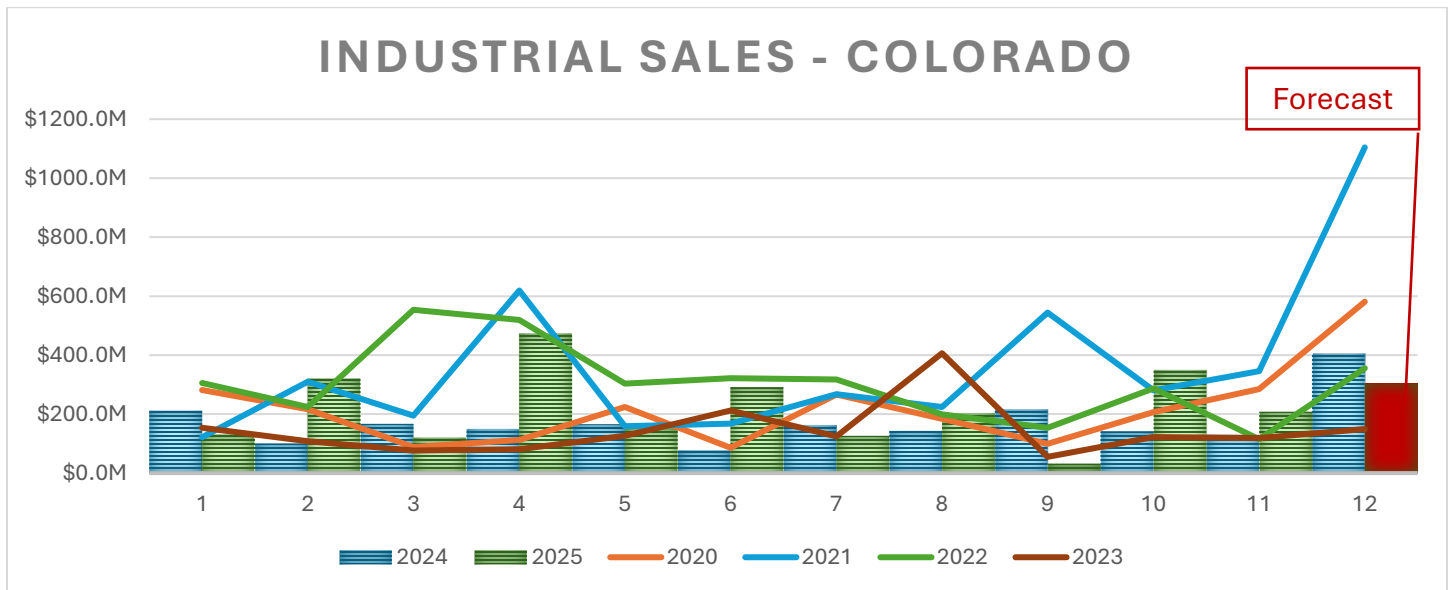
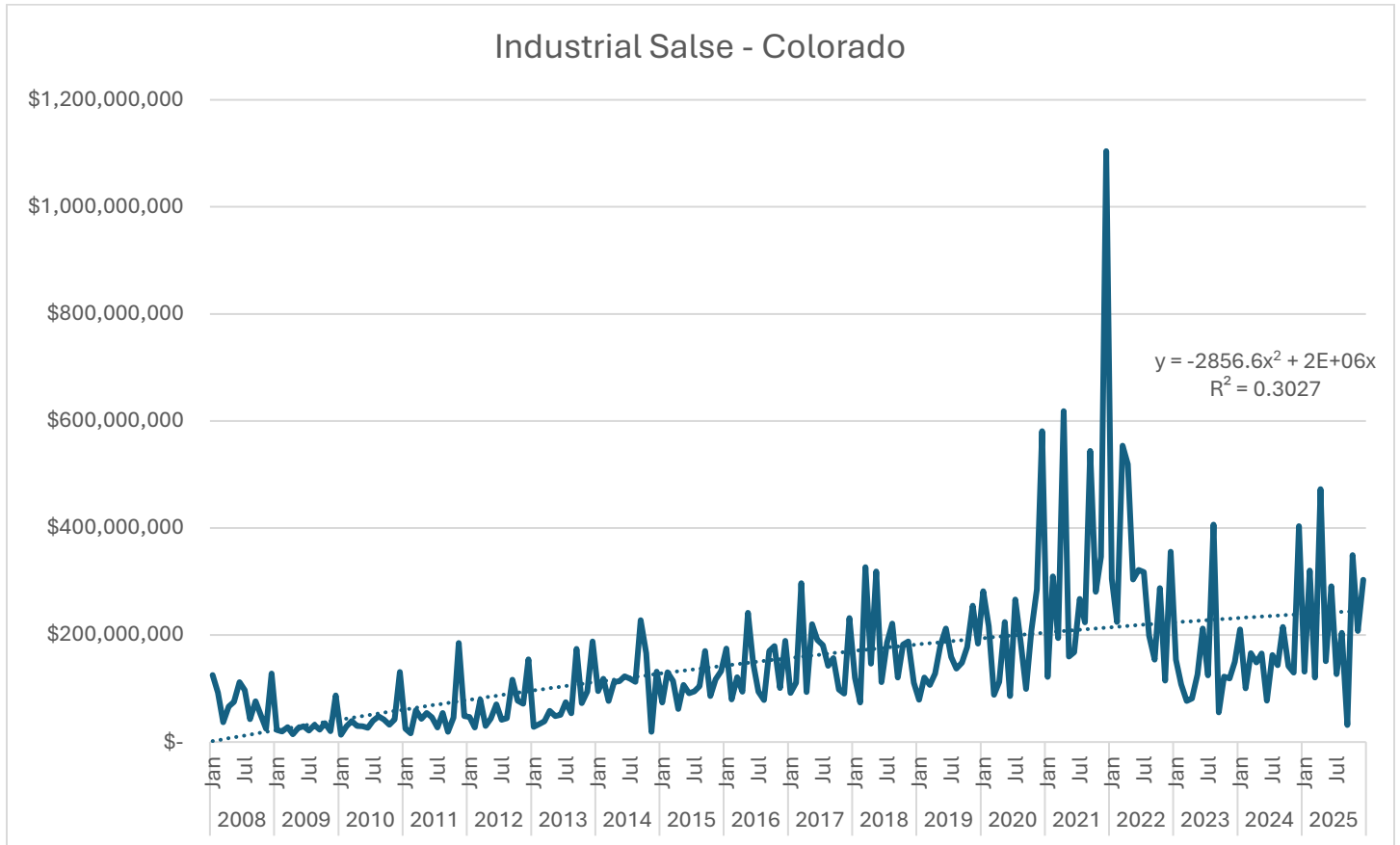
Jan-2026



Data By Doug

A Colorado commercial real estate report...

Jan-2026



All data is sourced from CoStar and requires further evaluation / validation.



By: Doug Jennings, CCIM
(M) 720-434-6637
DougJennings@REMAX.net

Data By Doug

A Colorado
commercial real
estate report...

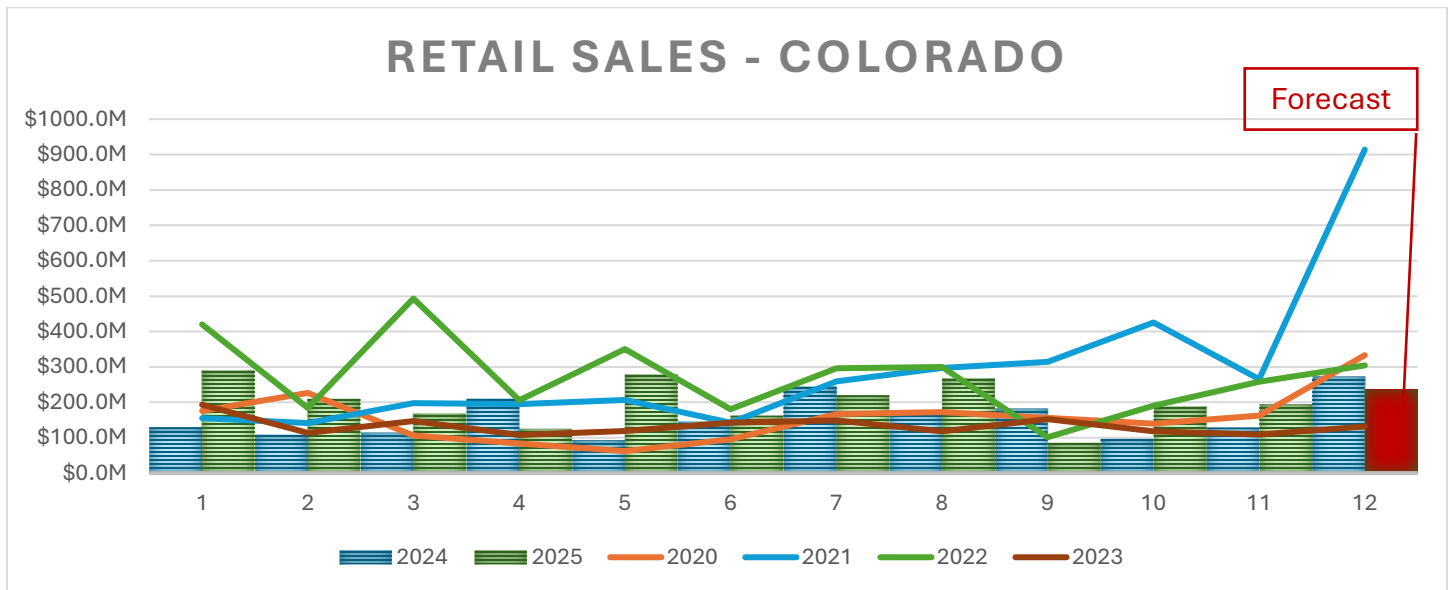
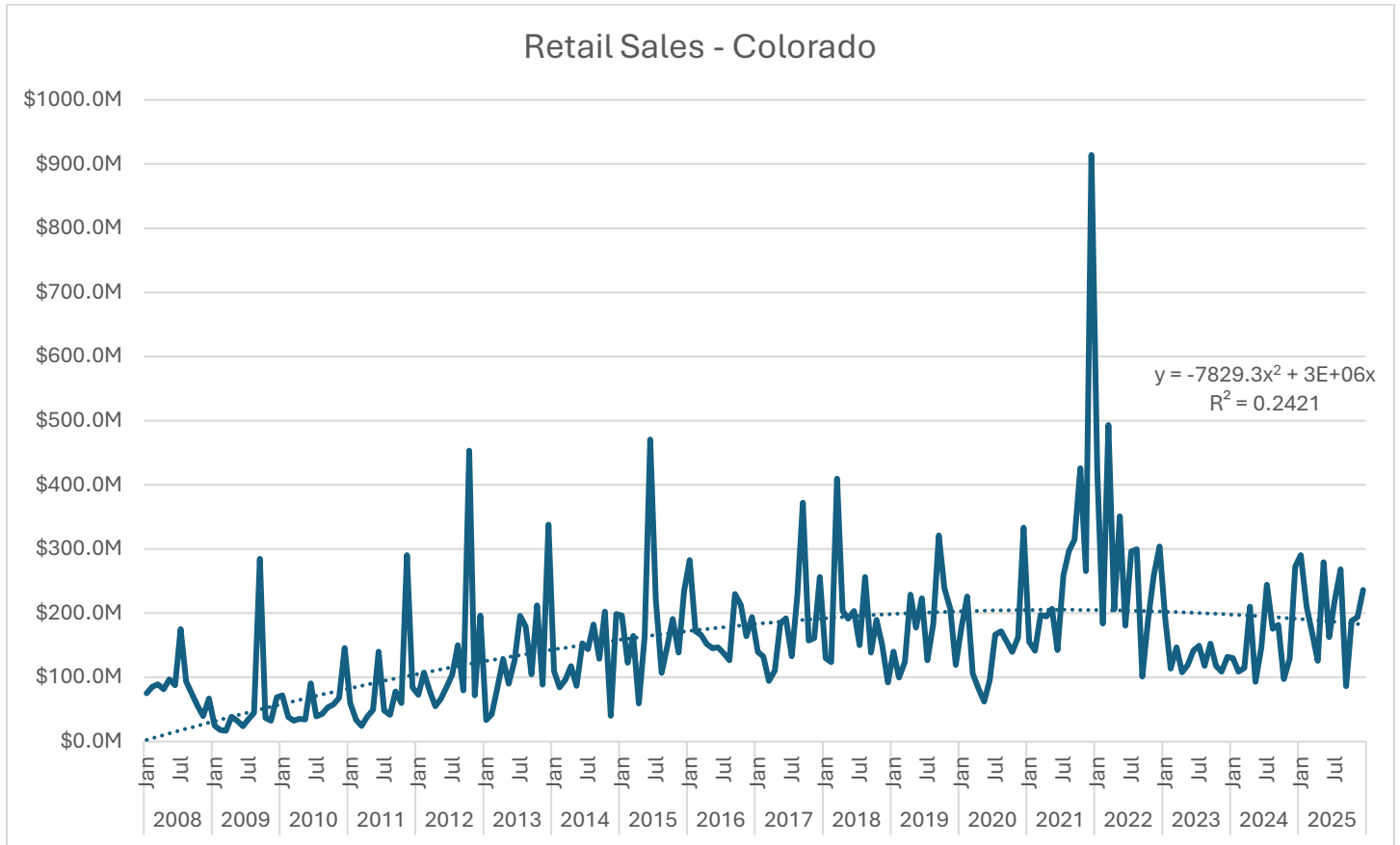
Jan-2026

-Industrial-Transaction Count													
	Jan	Feb	Mar	Apr	May	Jun	Jul	Aug	Sep	Oct	Nov	Dec	Total
2008	44	45	41	50	60	55	70	39	45	46	19	46	560
2009	25	15	14	17	29	34	29	21	26	33	22	40	305
2010	23	36	42	32	36	34	42	34	39	37	39	73	467
2011	32	23	59	33	35	31	33	41	30	31	96	42	486
2012	29	26	42	35	48	42	46	50	31	73	64	86	572
2013	33	43	46	46	68	59	82	55	78	70	50	101	731
2014	84	58	76	68	93	79	77	87	90	94	20	85	911
2015	47	63	56	35	65	67	61	59	73	53	73	64	716
2016	65	53	77	64	63	63	58	56	76	72	36	76	759
2017	57	46	86	50	97	96	55	59	58	55	56	80	795
2018	56	48	72	70	69	53	48	68	51	58	77	38	708
2019	38	61	63	55	69	61	54	59	65	65	61	34	685
2020	73	60	54	36	42	55	53	54	63	91	85	134	800
2021	58	63	88	103	72	58	90	92	137	85	101	166	1,113
2022	73	51	85	113	91	61	73	73	42	69	57	73	861
2023	41	45	46	39	49	50	41	57	44	60	57	90	619
2024	111	60	69	83	38	61	65	57	77	40	66	147	874
2025	83	65	91	125	98	101	115	109	20	119	110	103	1,139

Forecast

All data is sourced from CoStar and requires further evaluation / validation.

Jan-2026



All data is sourced from CoStar and requires further evaluation / validation.

Data By Doug

A Colorado
commercial real
estate report...

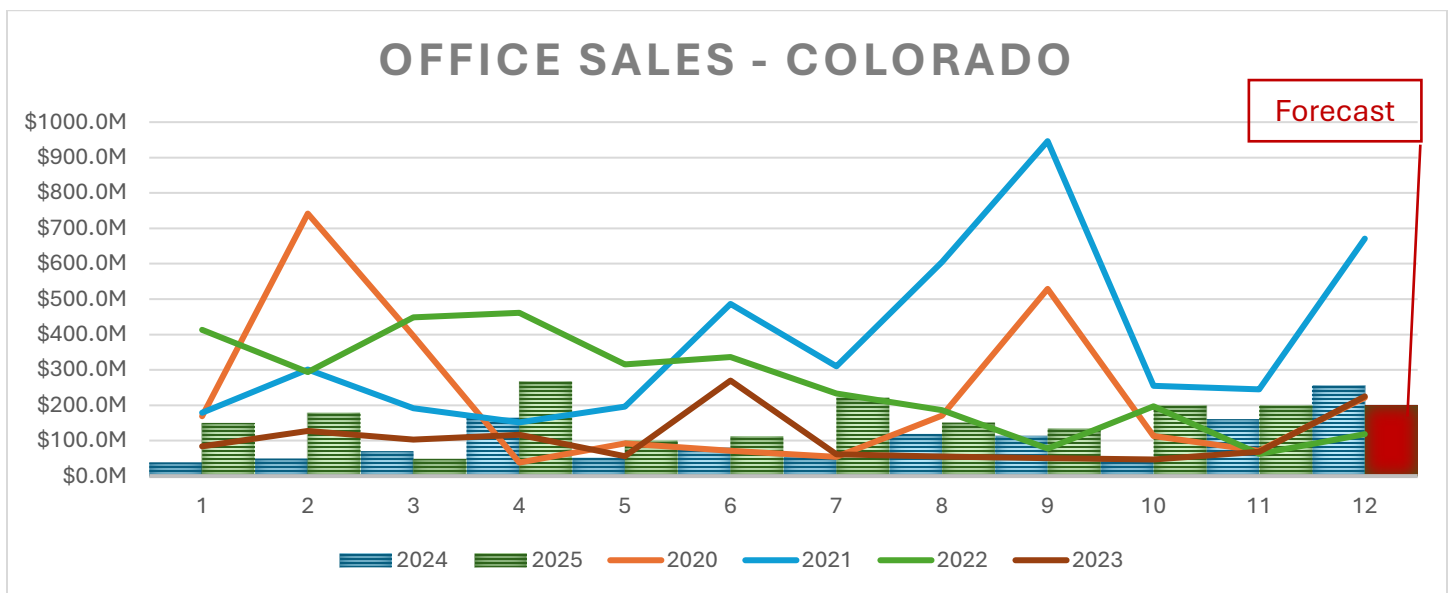
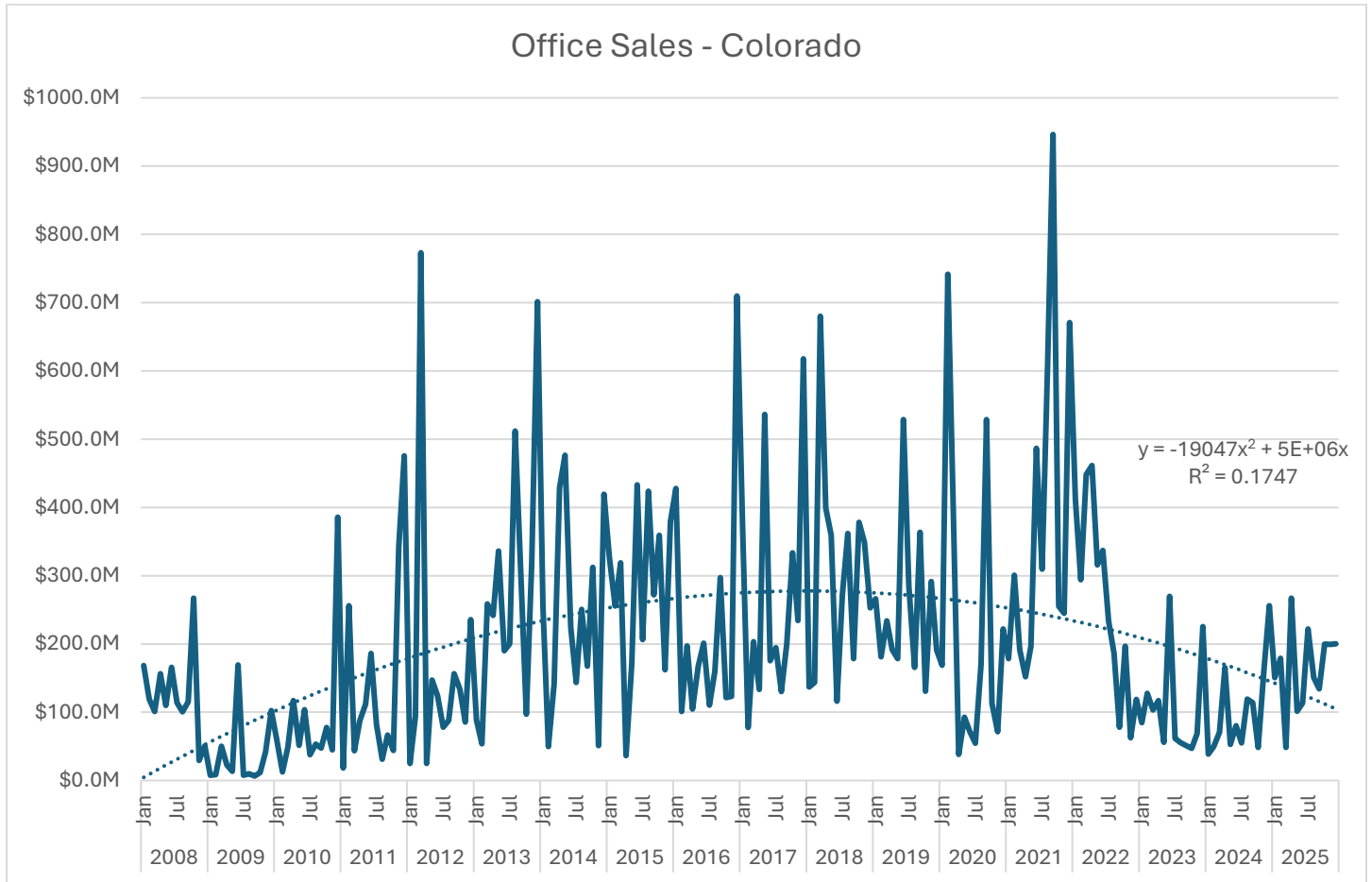
Jan-2026

-Retail-Transaction Count													
	Jan	Feb	Mar	Apr	May	Jun	Jul	Aug	Sep	Oct	Nov	Dec	Total
2008	60	52	52	59	55	52	68	69	60	44	40	52	663
2009	31	18	30	30	41	34	33	30	30	35	34	55	401
2010	56	43	41	35	27	52	44	43	52	32	36	86	547
2011	52	41	51	40	46	47	49	52	59	47	132	55	671
2012	60	57	57	54	57	64	72	80	61	90	73	128	853
2013	45	50	80	68	86	84	93	93	79	98	69	129	974
2014	81	57	97	88	99	86	95	96	88	116	22	133	1,058
2015	85	83	106	45	92	104	128	89	101	99	90	138	1,160
2016	90	89	94	110	105	109	78	81	113	91	83	114	1,157
2017	90	72	84	82	87	103	77	97	119	75	69	97	1,052
2018	82	71	149	103	102	104	91	101	73	88	71	45	1,080
2019	73	60	85	106	114	81	71	98	103	115	88	46	1,040
2020	90	121	78	42	30	59	90	85	97	111	90	161	1,054
2021	110	90	111	119	111	78	128	151	132	146	122	262	1,560
2022	126	90	146	119	168	77	119	99	40	92	108	111	1,295
2023	91	61	95	68	86	73	76	78	66	72	60	82	908
2024	109	69	91	65	56	71	135	123	108	54	122	165	1,168
2025	151	130	120	121	148	123	164	143	33	144	102	119	1,498

Forecast

All data is sourced from CoStar and requires further evaluation / validation.

Jan-2026



All data is sourced from CoStar and requires further evaluation / validation.

Data By Doug

A Colorado
commercial real
estate report...

Jan-2026

	-Office-Transaction Count												Total
	Jan	Feb	Mar	Apr	May	Jun	Jul	Aug	Sep	Oct	Nov	Dec	
2008	54	44	42	51	51	46	60	37	33	41	27	38	524
2009	12	14	17	23	18	28	15	19	11	24	17	47	245
2010	20	16	37	35	20	34	30	26	25	21	25	60	349
2011	32	20	26	39	36	36	29	32	47	32	80	47	456
2012	15	43	43	25	51	35	40	40	39	65	43	117	556
2013	32	44	60	56	59	64	58	51	81	51	52	115	723
2014	63	56	62	69	64	76	63	66	69	87	20	92	787
2015	77	61	68	30	59	68	82	69	59	73	52	70	768
2016	63	49	57	71	66	76	77	84	66	58	60	91	818
2017	69	44	65	49	71	71	62	59	54	71	56	59	730
2018	43	40	74	64	66	56	59	73	52	68	77	25	697
2019	66	47	47	55	54	56	62	66	52	59	57	22	643
2020	74	58	51	38	37	31	53	45	54	51	57	95	644
2021	48	60	82	82	74	58	76	100	95	94	83	138	990
2022	59	54	75	95	80	53	76	60	32	61	31	60	736
2023	44	27	43	44	36	40	28	41	40	40	33	52	468
2024	35	50	57	55	48	45	56	56	59	24	77	93	655
2025	90	46	53	70	77	92	71	63	93	94	80	68	897

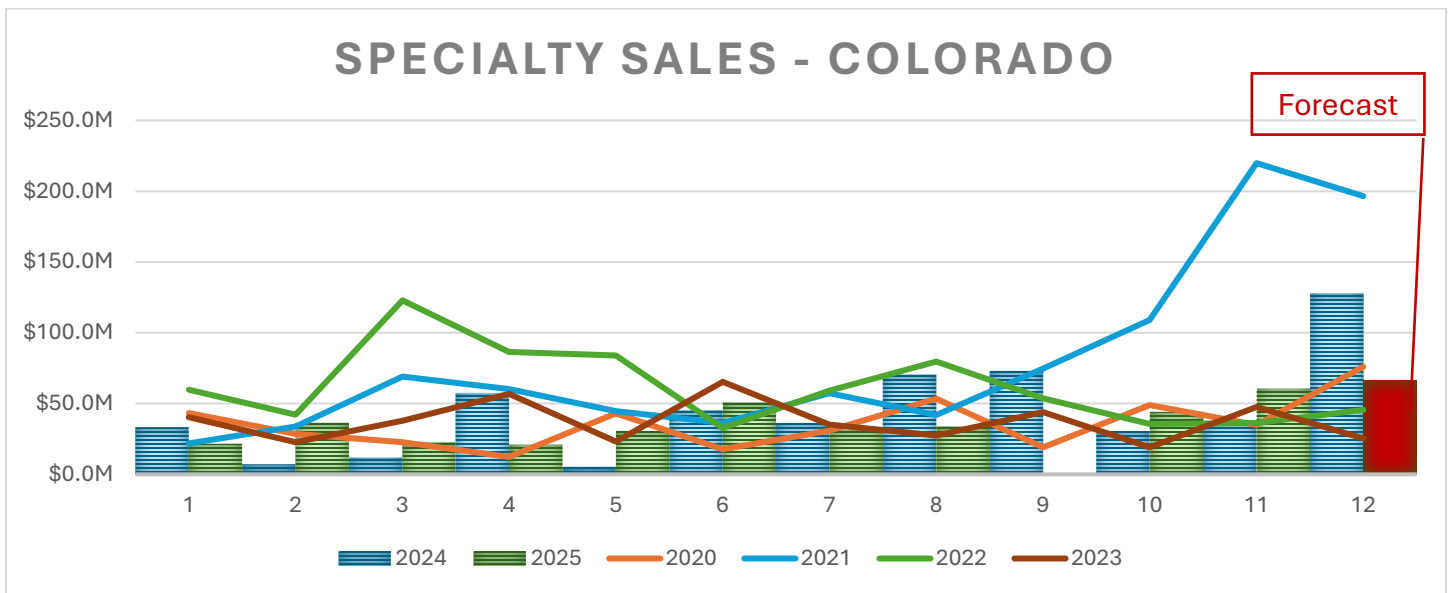
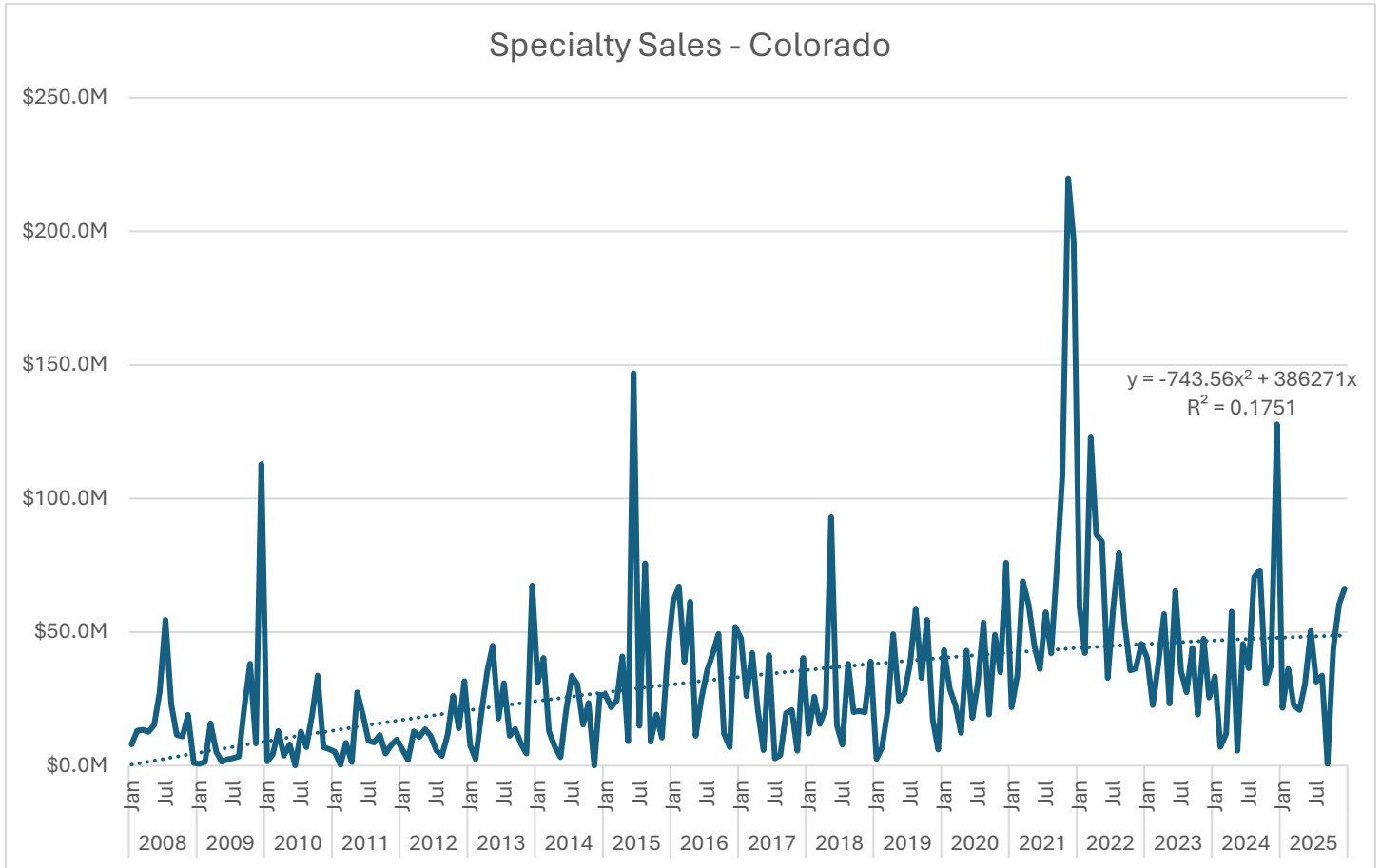
Forecast

All data is sourced from CoStar and requires further evaluation / validation.

Data By Doug

A Colorado commercial real estate report...

Jan-2026



All data is sourced from CoStar and requires further evaluation / validation.



By: Doug Jennings, CCIM
(M) 720-434-6637
DougJennings@REMAX.net

Data By Doug

A Colorado
commercial real
estate report...

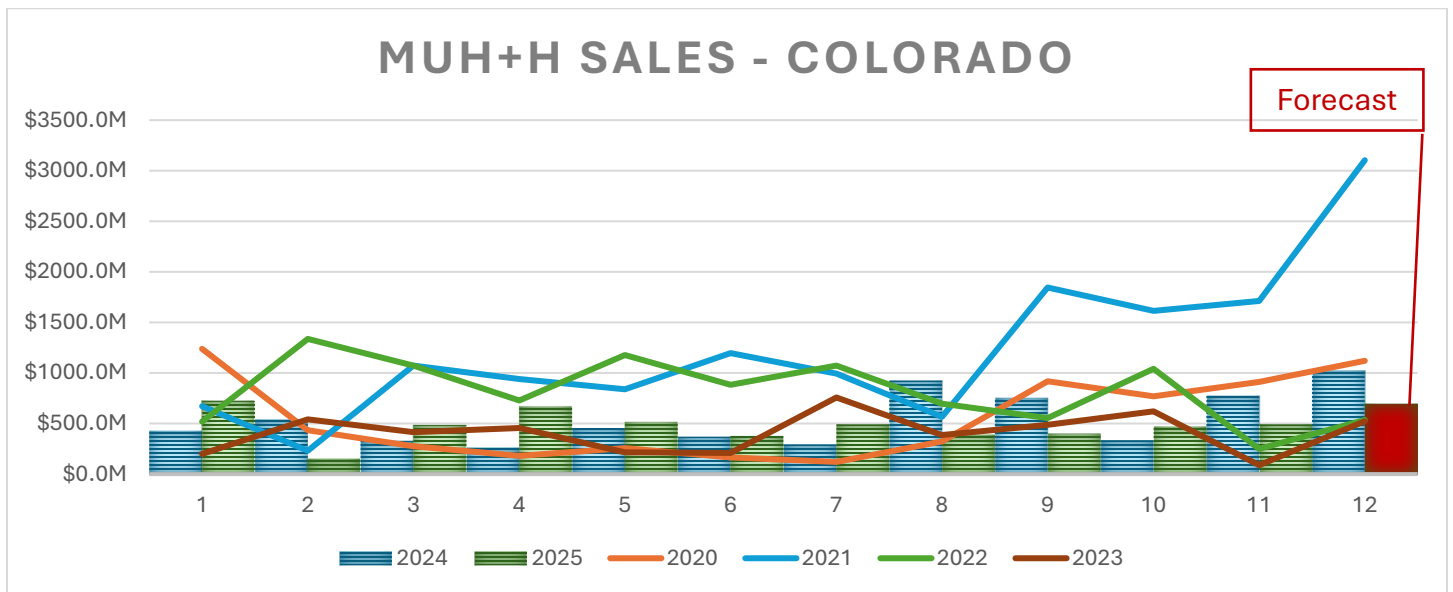
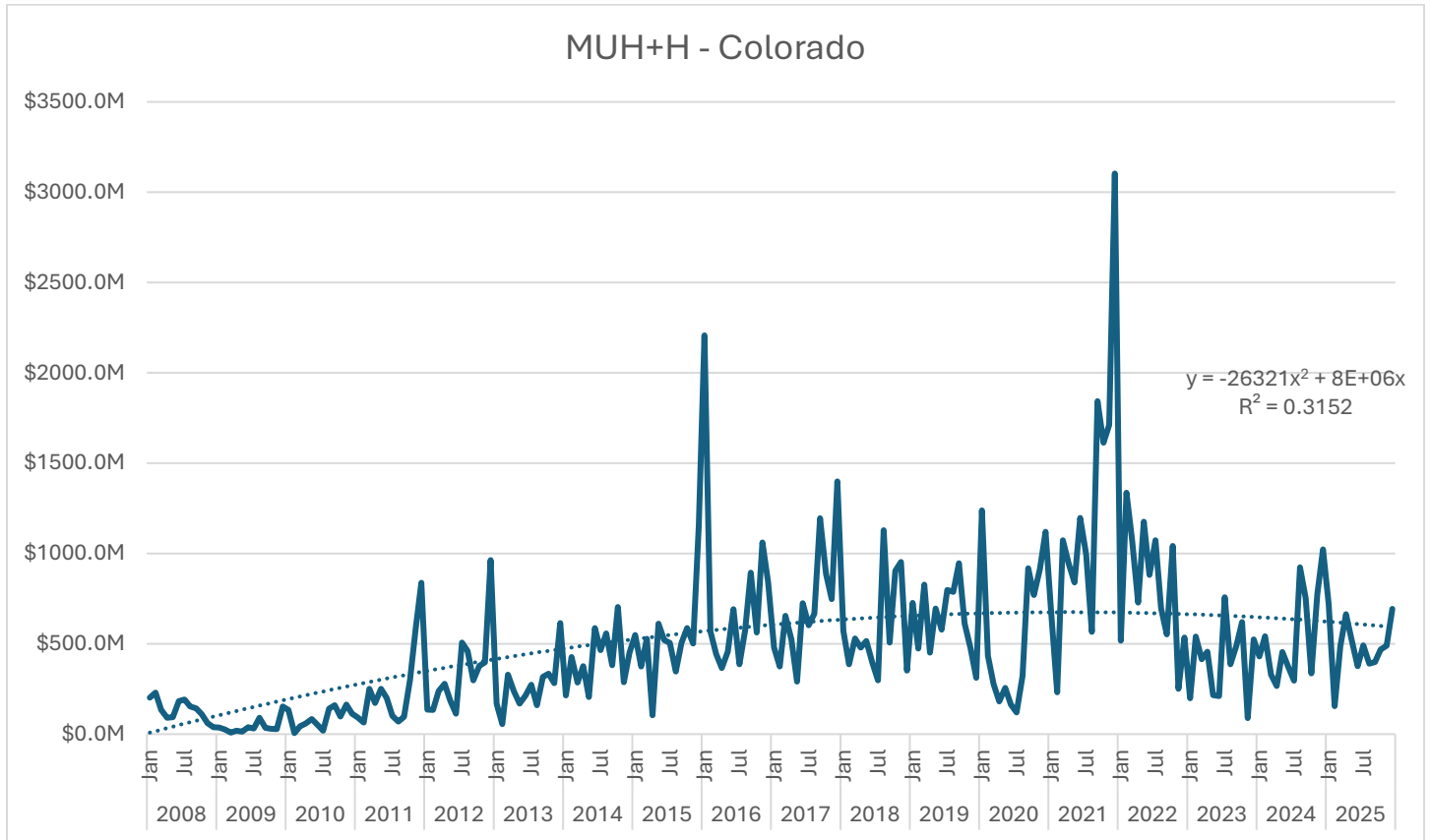
Jan-2026

	-Specialty-Transaction Count												Total
	Jan	Feb	Mar	Apr	May	Jun	Jul	Aug	Sep	Oct	Nov	Dec	
2008	11	10	13	12	11	11	20	14	9	12	7	2	132
2009	2	3	8	6	2	5	4	2	12	10	9	5	68
2010	5	8	4	9	9	2	8	7	7	8	7	10	84
2011	6	1	10	5	9	4	7	4	8	7	4	9	74
2012	8	3	16	11	9	6	7	5	4	6	9	16	100
2013	12	3	9	18	11	13	15	11	15	12	8	20	147
2014	15	9	7	10	9	9	10	10	14	12	4	13	122
2015	11	11	7	6	8	13	11	20	8	17	5	17	134
2016	10	13	12	20	7	8	13	16	17	24	8	13	161
2017	16	5	25	7	10	12	6	10	9	11	4	12	127
2018	10	14	14	17	15	12	8	19	11	15	9	8	152
2019	7	8	9	12	12	17	15	13	14	25	13	5	150
2020	23	12	21	11	18	9	12	16	19	24	31	18	214
2021	14	15	30	20	21	5	21	22	26	19	30	43	266
2022	17	13	28	25	24	14	26	16	10	13	11	19	216
2023	11	10	14	7	15	13	13	15	13	12	11	18	152
2024	25	15	13	27	13	23	24	16	15	14	44	29	258
2025	16	25	24	18	37	29	17	37	4	21	34	22	284

Forecast

All data is sourced from CoStar and requires further evaluation / validation.

Jan-2026



All data is sourced from CoStar and requires further evaluation / validation.

Data By Doug

A Colorado
commercial real
estate report...

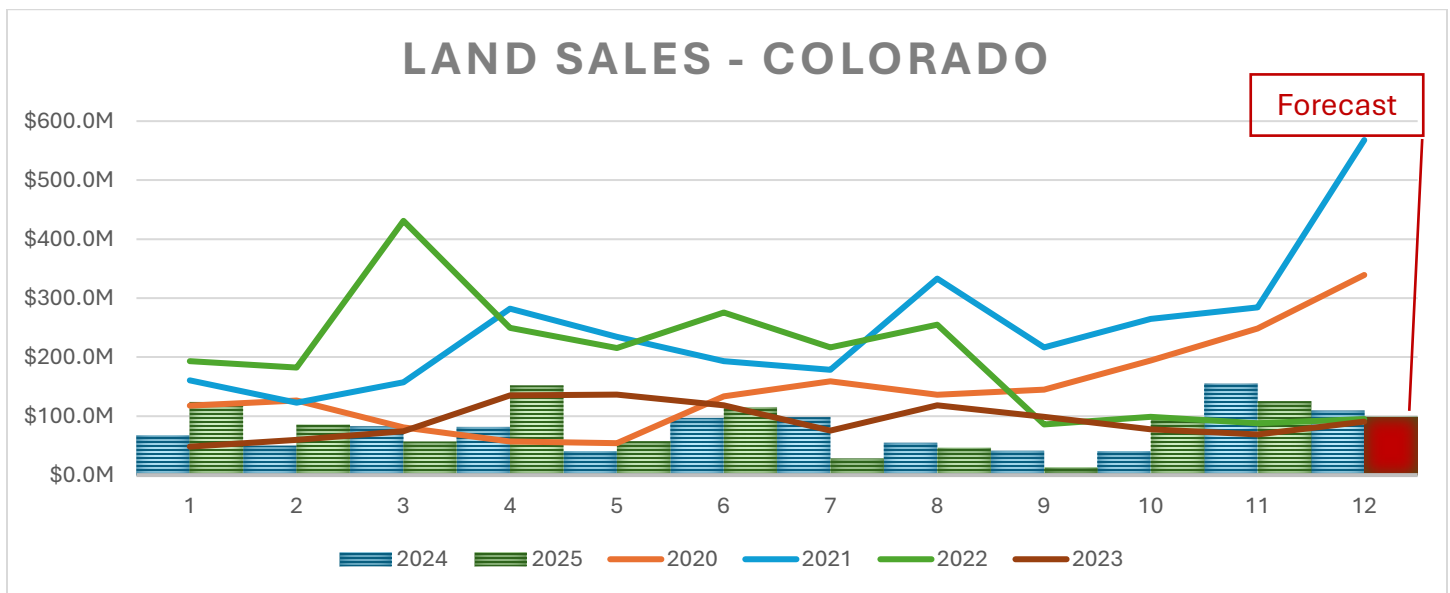
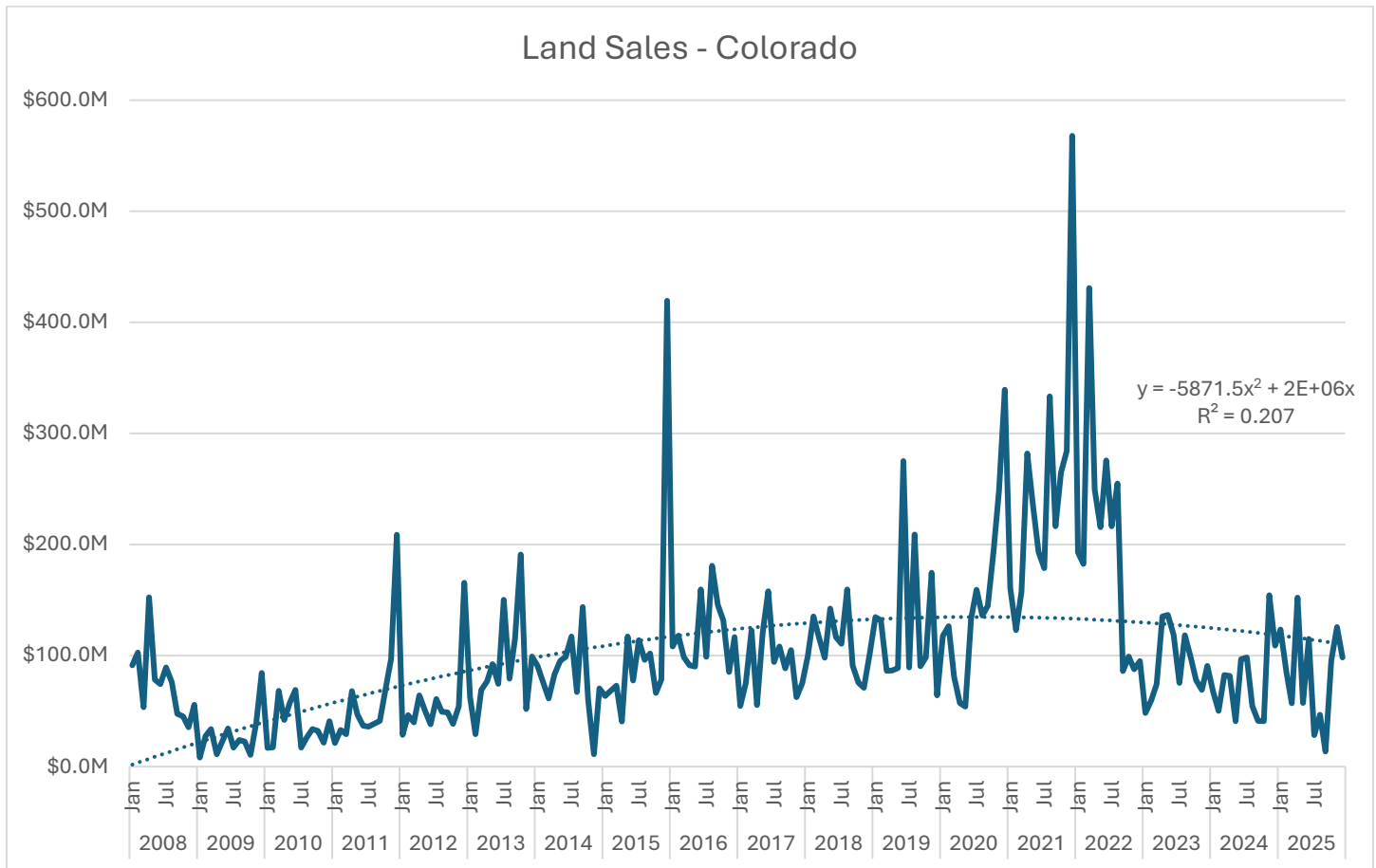
Jan-2026

	-MUH+H-Transaction Count												Total
	Jan	Feb	Mar	Apr	May	Jun	Jul	Aug	Sep	Oct	Nov	Dec	
2008	53	38	34	37	32	43	37	30	37	44	29	28	442
2009	17	20	16	14	22	27	21	20	19	30	17	37	260
2010	19	9	24	23	24	28	16	22	21	27	30	36	279
2011	26	31	31	35	36	27	25	34	24	27	66	55	417
2012	27	19	35	28	30	36	44	48	42	23	54	88	474
2013	33	20	37	43	42	69	38	21	41	55	46	60	505
2014	39	39	51	46	50	54	55	59	48	56	19	62	578
2015	64	43	49	18	67	62	71	66	61	57	48	62	668
2016	72	44	36	63	50	61	46	50	50	54	65	67	658
2017	56	49	46	58	44	65	58	51	65	64	49	70	675
2018	51	42	63	63	68	65	50	54	41	61	52	17	627
2019	30	43	57	55	52	44	58	61	64	57	62	21	604
2020	70	44	49	34	31	29	69	59	47	71	51	85	639
2021	54	44	72	57	59	41	76	60	91	95	103	122	874
2022	52	60	70	62	79	38	55	43	21	52	27	39	598
2023	26	23	34	33	28	27	26	31	27	24	18	28	325
2024	26	36	33	24	23	41	26	34	52	18	46	68	427
2025	39	40	41	45	43	46	36	52	17	43	58	45	505

Forecast

All data is sourced from CoStar and requires further evaluation / validation.

Jan-2026



All data is sourced from CoStar and requires further evaluation / validation.

Data By Doug

A Colorado
commercial real
estate report...

Jan-2026

	-Land-Transaction Count												Total
	Jan	Feb	Mar	Apr	May	Jun	Jul	Aug	Sep	Oct	Nov	Dec	
2008	71	50	51	80	55	47	50	47	45	45	35	36	612
2009	10	19	28	15	20	32	21	26	23	20	35	60	309
2010	20	29	44	29	23	43	20	32	36	28	26	43	373
2011	22	24	35	36	38	33	31	37	37	36	64	67	460
2012	28	31	44	45	34	40	50	45	52	39	41	131	580
2013	51	57	80	98	116	93	130	107	108	139	85	119	1,183
2014	93	77	105	121	102	81	96	71	107	63	17	80	1,013
2015	71	56	77	35	72	84	93	63	88	71	69	109	888
2016	66	77	87	90	77	114	109	125	129	93	69	116	1,152
2017	57	69	94	66	101	100	71	84	104	105	58	90	999
2018	93	70	92	114	118	103	94	103	75	90	81	58	1,091
2019	62	51	69	74	71	69	68	79	66	73	84	34	800
2020	80	55	41	36	35	73	63	65	70	73	71	130	792
2021	85	88	117	111	117	73	100	120	145	120	110	166	1,352
2022	77	72	107	84	77	71	73	92	48	60	51	67	879
2023	31	39	64	65	112	91	67	61	48	59	43	108	788
2024	82	62	81	100	53	68	79	100	73	20	73	92	883
2025	78	61	65	76	67	64	53	62	17	72	65	89	769

Forecast

All data is sourced from CoStar and requires further evaluation / validation.